



Advancing eHealth
Interoperability

Quality Label and Certification Processes
South East Europe Summit
on eHealth Interoperability
13 May 2014

Karima Bourquard
Director of Interoperability
IHE-Europe



To design a European quality label or certification process that supports eHealth interoperability in Europe.

These processes shall operate in harmony with country specific quality label or certification processes

Main benefits:

For Healthcare providers

- A harmonized European market for the eHealth solutions
- Better integration between solutions
- Ability to exchange electronically medical data between Regions and Nations

For Industry

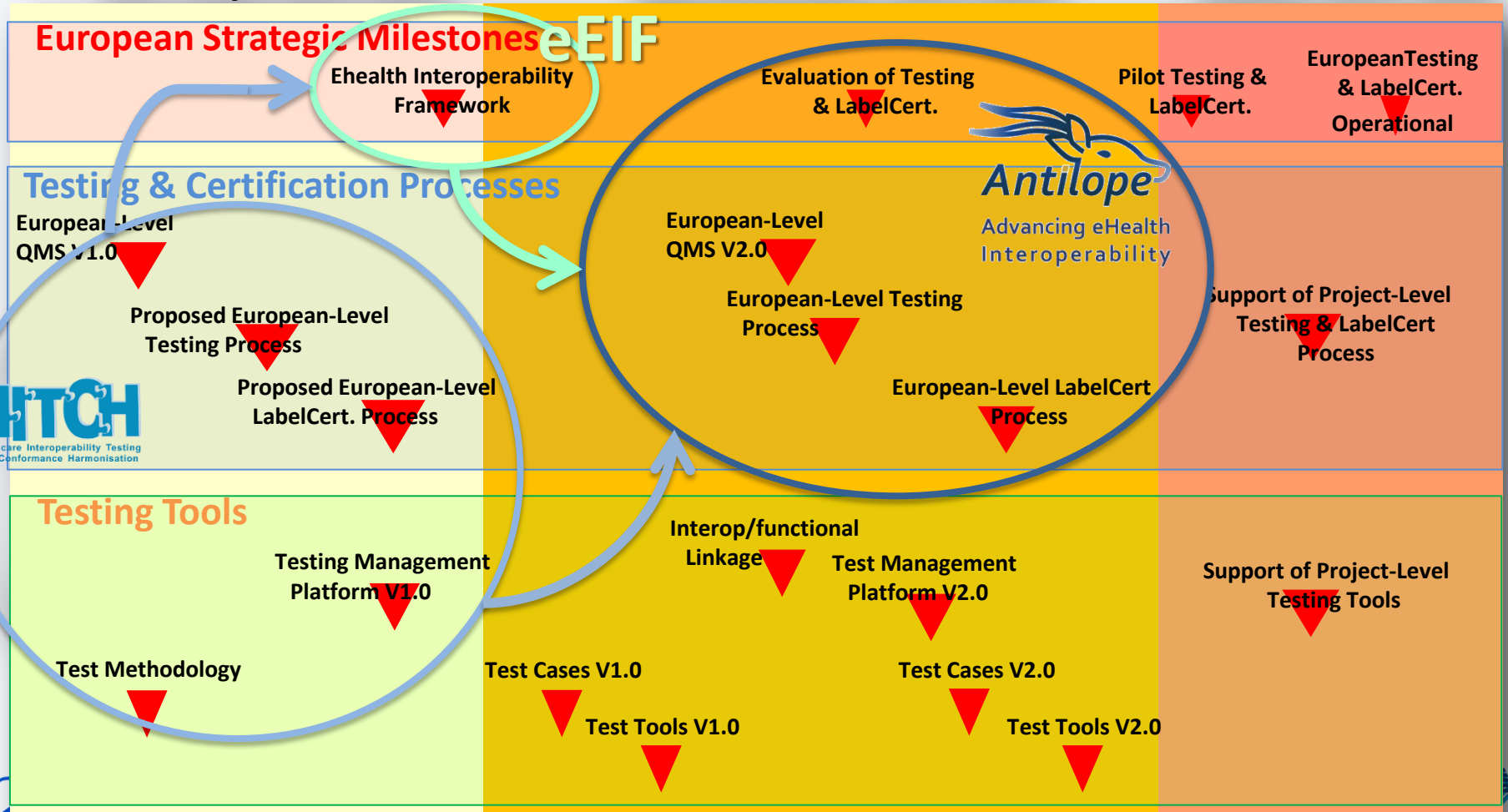
- One recognized quality label or certification process in Europe
- Avoid duplication between the national and regional testing processes
- Factor and mutualize specifications elements and corresponding testing tools



Get ready 2012-2013

Operationalize 2013-2014

Deploy 2015-20XX



13/05/2014

Antilope

3



Stimulate the creation of European market based on the evolving European eHealth Interoperability Framework associated with a modular European Conformance Assessment Program

Harmonize the quality label and certification processes in Europe and among countries and regions

Propose a European interoperability quality label and certification process that allows for flexible national or regional approaches



*Testing, Quality labelling and certification
processes*

Functional Model



QL & C processes

- Requirements, activities and tasks to support an entity in organizing high quality interoperability assurance or certification

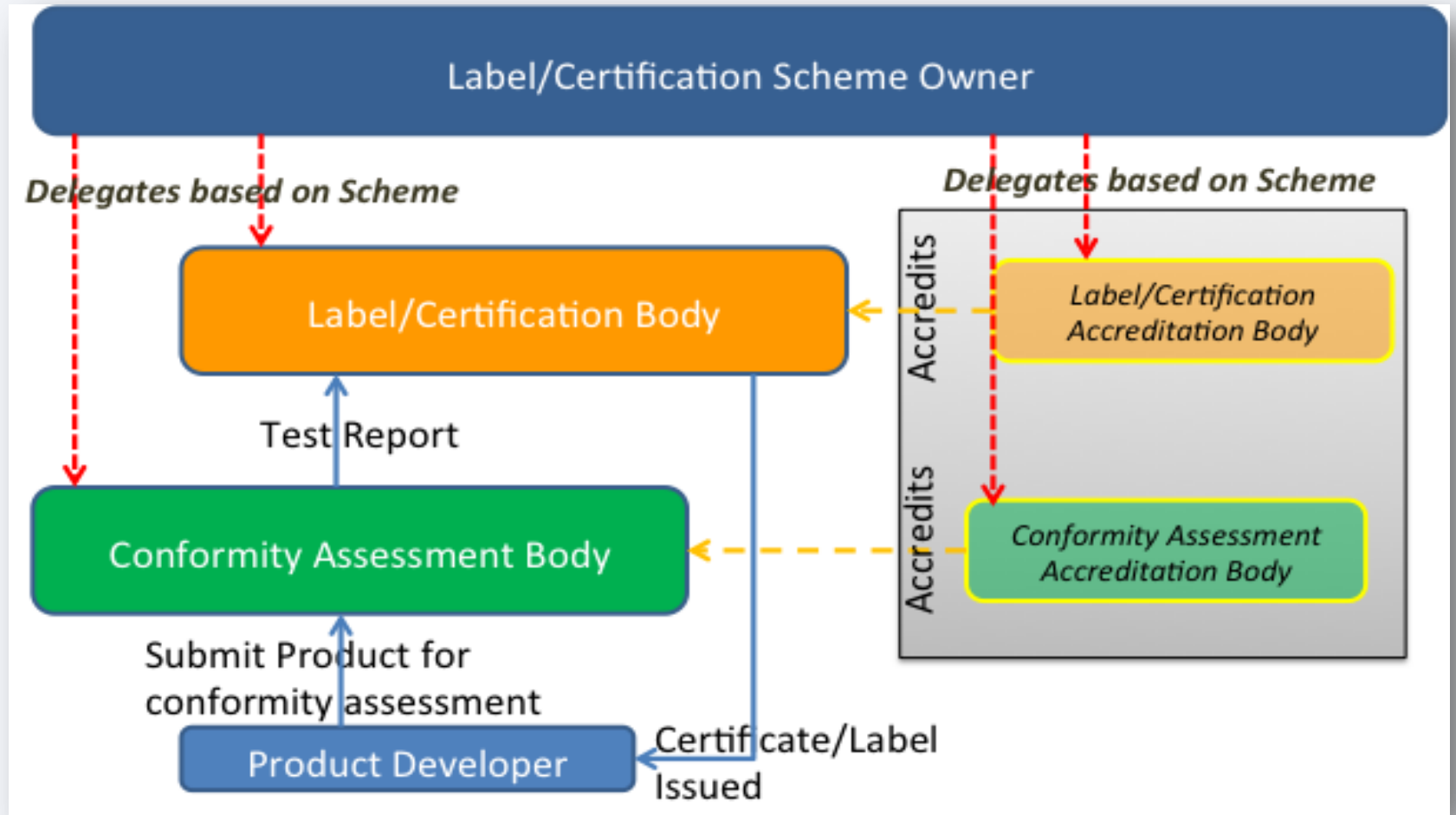
Conformity assessment

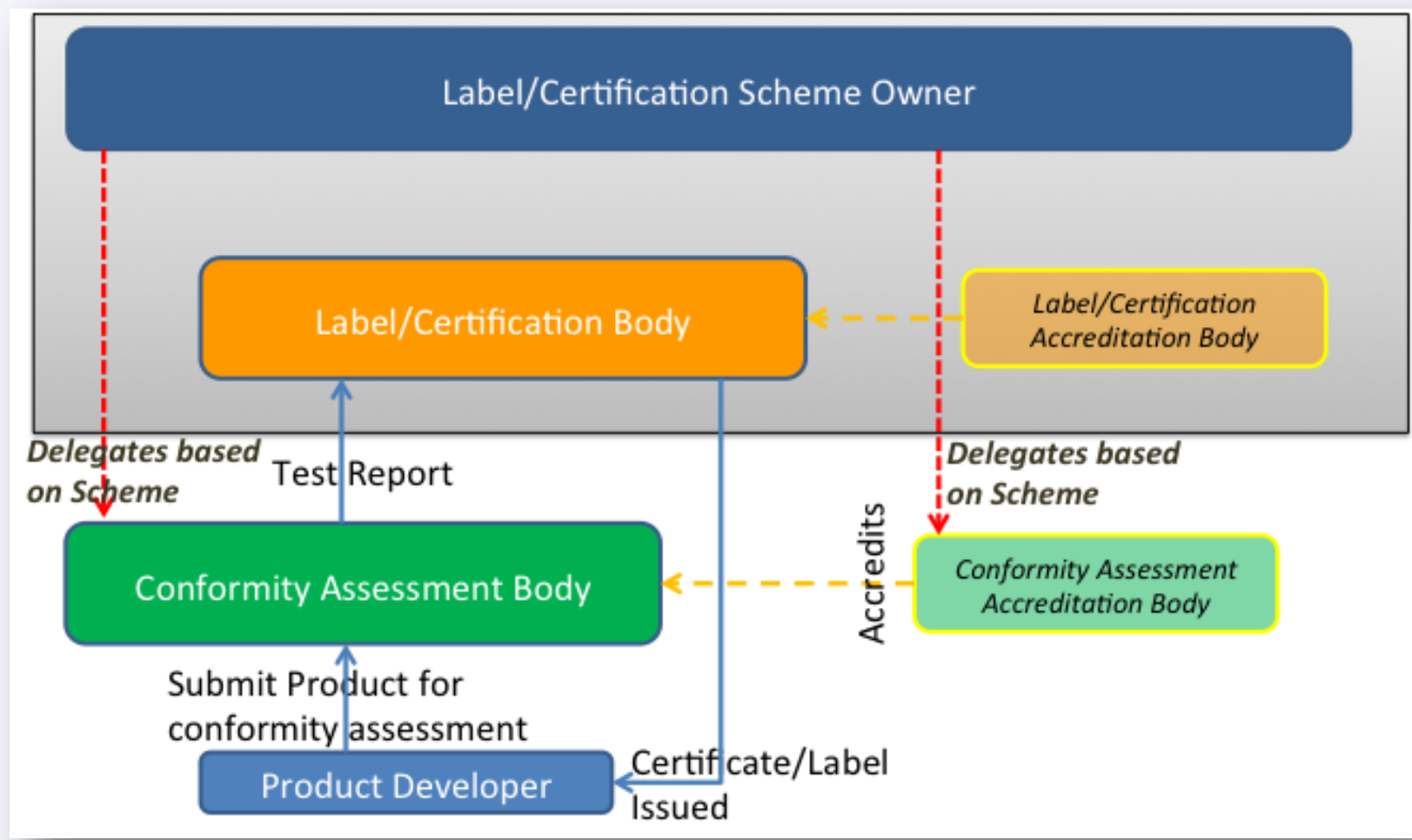
- demonstration that specified requirements relating to a product, process, system, person or body are fulfilled (ISO/IEC 17000)

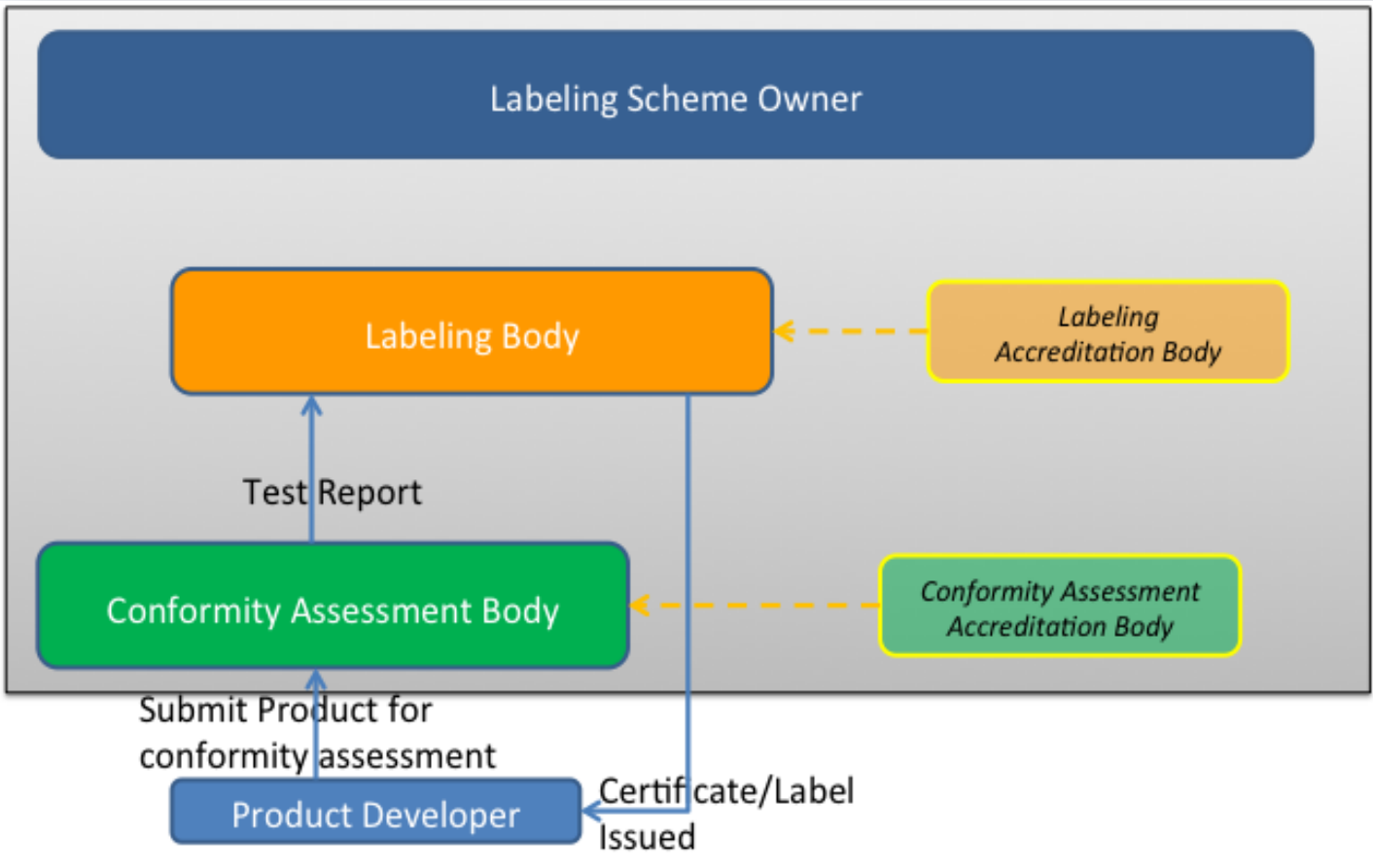


A certification or quality label process requires:

- A Certification/Label Scheme Owner: a party that sets the Certification or a quality label program or system;
- A label/Certification Body: a party that issues the quality label or certificate on the basis of the conformity assessment performed by a conformity assessment body;
- A Conformity Assessment Body: a party that assesses the conformity of products, services and/or suppliers (often called a testing laboratory)









Case Studies



Step 1

Registration of the Vendor to the process (ASIP Santé)
Registration and published candidates for DMP compatibility

Step 2

Access to the test environment
Access to the support
Pre-Homologation: upload files and validation of the tests

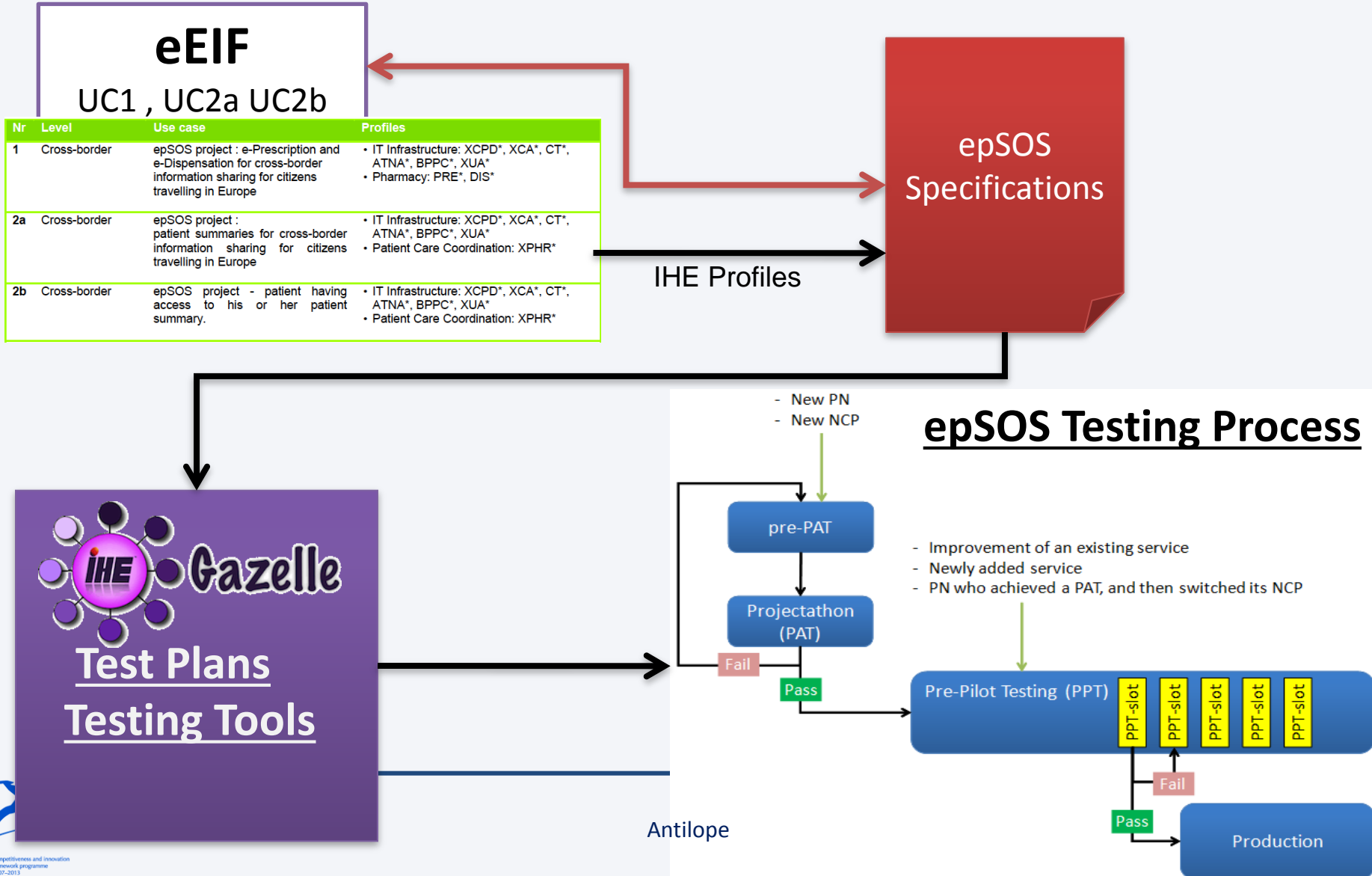
Step 3

Homologation and testing validation
Update and bugs resolution
Final decision by the committee and publication of the results

Label (Homologation) Process

Transactions DMP pour LPS		Technique
		Standards ou protocole utilisés
ACCES SECURISE AU DOSSIER		
TD0.1	Authentification sur le DMP	SAML / TLS
	Accès au DMP et vérification de l'autorisation	HL7-V3
	Authorisation	(ws)
	Autorisés	(ws)
	Contextuel	--
ADMINISTRATIVE DU DOSSIER D'UN PATIENT		
TD1.1	Création d'un DMP	
	Suppression d'un DMP	HL7-V3
	Modifications d'un DMP	
	Exportation d'un DMP	
	Importation d'un DMP	(ws)
	Statut patient	(ws)
	Statut patients/bloqués sur un DMP	(ws)
CONSULTATION		
TD3.1	Recherche de documents sur un DMP	IHE
TD3.2	Consultation d'un document sur un DMP	XDS-b
TD3.3	Gestion des attributs d'un document	
AUTRES SERVICES DU DMP		
TD4.1	Notifications	(ws)
TD4.2	Correspondance entre PS et Patient	(ws)
TD4.3	Traces d'un DMP	(ws)
TD4.4	Traces d'un PS sur le DMP	(ws)
TD4.5	Recherche de patient sur le DMP sans INS	IHE-PDQ
TD4.9	Paramètres fonctionnels du SI-DMP	(ws)

Mapping Services/Standards and Profiles





IHE Gazelle

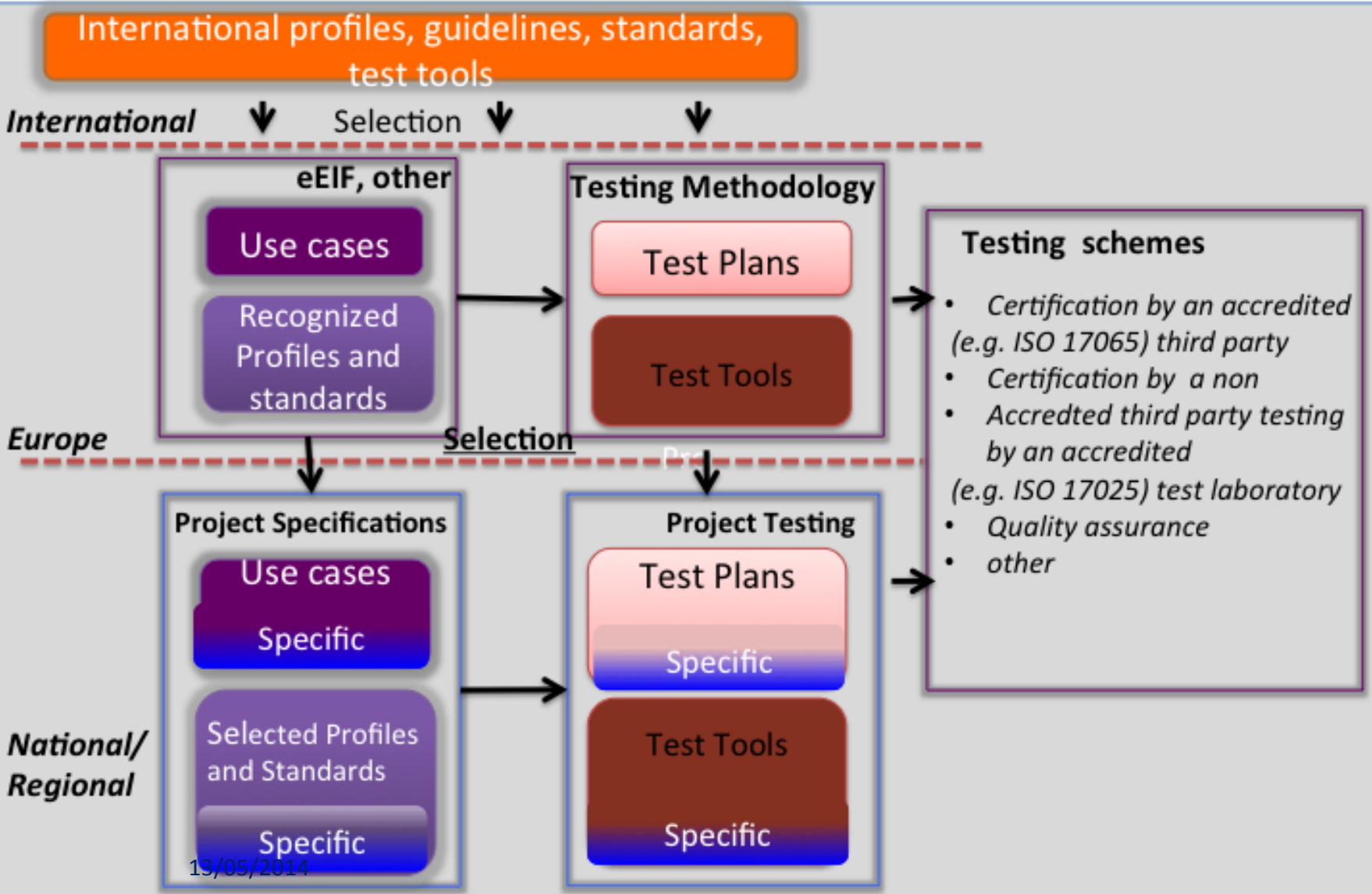
Test Plans

Testing Tools

Antilope



Harmonisation of the quality label or certification processes in Europe





1

Define the Interoperability Conformance Assessment Scheme closely related with the eEIF

2

Promote creation of accredited Conformance Assessment Bodies in Europe

3

Develop Suitable Organisation for the QL&C process



1

National and Regional Project leverage profiles recognized by eEIF and use flexibility with needed national extensions

2

Ensure that the European level certification may be used as an entry criteria at the national level

3

Organise acceptance and the recognition of profiles candidates in the eEIF based on local use cases



Guidelines and recommendations



4 STEPS

- Step 1: Define your needs on Quality Label or Certification**
- **Input**
 - National/regional project using use cases, standards and profiles described in the eEuropean Interoperability framework (eEIF - Antilope WP1) or other needs
 - List of existing Test tools and test plans (Antilope WP3)
 - **Activities**
 - Analyse the gaps between the eEIF and the needs
 - Specify the needs of QL or C regarding the specifications and requirements
 - Specify the Conformance Assessment Program scheme for the project
 - **Output**
 - *Conformance Assessment Program scheme (CAPS)*
 - *Specifications of the tooling needs*
- Step 2 Setting up the QL or C context**
- **Input**
 - step 1 output
 - **Activities**
 - Select existing test tools and test plans and describe what are missing
 - Specify the tender for the development of the new test tools by following the recommendations of Antilope WP3 (open source recommended)
 - Define the organisation: Is scheme owner, QL or C body the same organisation or two organisations and what are their level of recognition ?
 - Specify the testing process and procedures (WP2 QMS, ISO standards)
 - Select the Conformance Assessment Bodies and their QL or C level
 - **Output**
 - *Organisation in place*
 - *Selection of CABs*
 - *Selection of organisations or companies that will develop new test tools and test plan*






4 STEPS

Step 3: Execute and Report

- **Input** from the previous steps
- **Activities**
 - Recruit candidates for the QL or C
 - Check whether the candidates have their EU label or certificate
 - Execute the test process
 - Validate and report the results
 - Publish the results
- **Output**
 - Validation report, passed candidates

Step 4: Assess and Communicate

- **Input** from all the previous steps
- **Activities**
 - Evaluate the entire process (including the selection of specific profiles, test tools and test plan that can be shared at the European or International level)
 - Communicate on the existence of new use cases, profiles, test plans and test tools and add them in the inventory database
 - Communicate on the results of the QL or C process
- **Output:**
 - Communication plan
 - Assessment Report
 - Interoperability Framework to be communicated



Step 1: Define your needs on Quality Label or Certification

- **Input**
 - National/regional project using use cases, standards and profiles described in the eEuropean Interoperability framework (eEIF - Antilope WP1) or other needs
 - List of existing Test tools and test plans (Antilope WP3)
- **Activities**
 - Analyse the gaps between the eEIF and the needs
 - Specify the needs of QL or C regarding the specifications and requirements
 - Specify the Conformance Assessment Program scheme for the project
- **Output**
 - *Conformance Assessment Program scheme (CAPS)*
 - *Specifications of the tooling needs*

Step 2 Setting up the QL or C context

- **Input**
 - step 1 output
- **Activities**
 - Select existing test tools and test plans and describe what are missing
 - Specify the tender for the development of the new test tools by following the recommendations of Antilope WP3 (open source recommended)
 - Define the organisation: Is scheme owner, QL or C body the same organisation or two organisations and what are their level of recognition ?
 - Specify the testing process and procedures (WP2 QMS, ISO standards)
 - Select the Conformance Assessment Bodies and their QL or C level
- **Output**
 - *Organisation in place*
 - *Selection of CABs*
 - *Selection of organisations or companies that will develop new test tools and test plan*

Step 3: Execute and Report

- **Input** from the previous steps
- **Activities**
 - Recruit candidates for the QL or C
 - Check whether the candidates have their EU label or certificate
 - Execute the test process
 - Validate and report the results
 - Publish the results
- **Output**
 - *Validation report, passed candidates*

Step 4: Assess and Communicate

- **Input** from all the previous steps
- **Activities**
 - Evaluate the entire process (including the selection of specific profiles, test tools and test plan that can be shared at the European or International level)
 - Communicate on the existence of new use cases, profiles, test plans and test tools and add them in the inventory database
 - Communicate on the results of the QL or C process
- **Output:**
 - *Communication plan*
 - *Assessment Report*
 - *Interoperability Framework to be communicated*

13/05/2014

Antilope



How to deploy QL & C processes
In your organisation, region, or
Nation ?

4 STEPS



For more information,
please refer to document D4.1.
available on the Antilope website
<http://www.antilope-project.eu/>